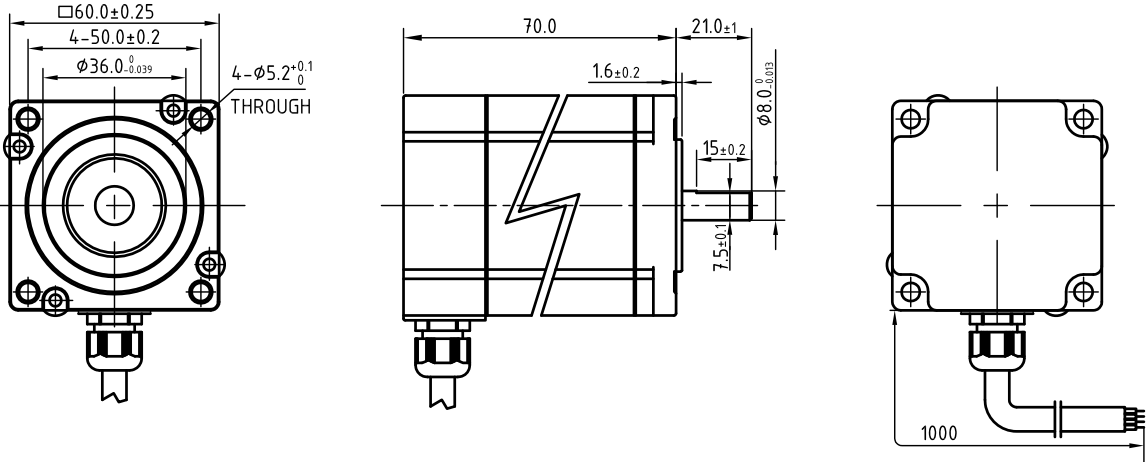
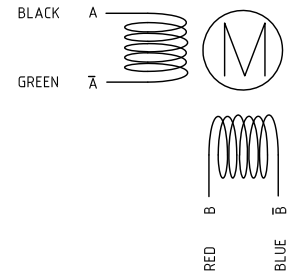


**DIMENSIONS** unit=mm



**MOTOR CONNECTIONS**



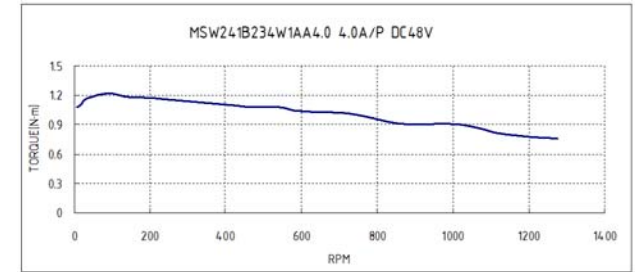
**COMMON RATINGS**

Step angle	1.8°
Position accuracy	1.8°±0.09°
Number of phase	2
Temp rise(Max)	80°C
Dielectric strength	500VDC
Insulation resistance	100MΩ(500VDC)
Radial play	Max 0.025mm(Load 450g)
Axial play	Max 0.075mm(Load 920g)
Insulation class	B
Protection level	IP67 (IP65 optional)

**SPECIFICATION**

MSW241B234W1AA4.0	
Current/phase: A	4.0
DC Resistance: Ω±10%	0.5
Inductance/phase:mH±20%	1.4
Holding torque: N.m	1.3
Inertia: g.cm <sup>2</sup>	490
Weight: Kg	1.0

**Speed-Torque Curve**



E			UNIT:mm		Approve			 JVL Industri Elektronik A/S · +45 4582 4440 · jvl@jvl.dk JVL Deutschland · +49 7121 1377260 · jan.tausend@jvl.de JVL UK Ltd · +45 45824440 · jvl@jvl.dk JVL USA · +1 513 877 3134 · mtfisher@jvlusa.com
D			FIRST ANGLE VIEW		Standard			
C			MSW241B234W1AA4.0		Technology			
B						Check		
A	The first version	2013.11.22			Design		2013.11.22	
REV:	REVISION RECORD	DATE			NAMES	SIGNATURE	DATE	MODEL: