REV	ECN NO.	DESCRIPTION	DRN	APP'D	DATE

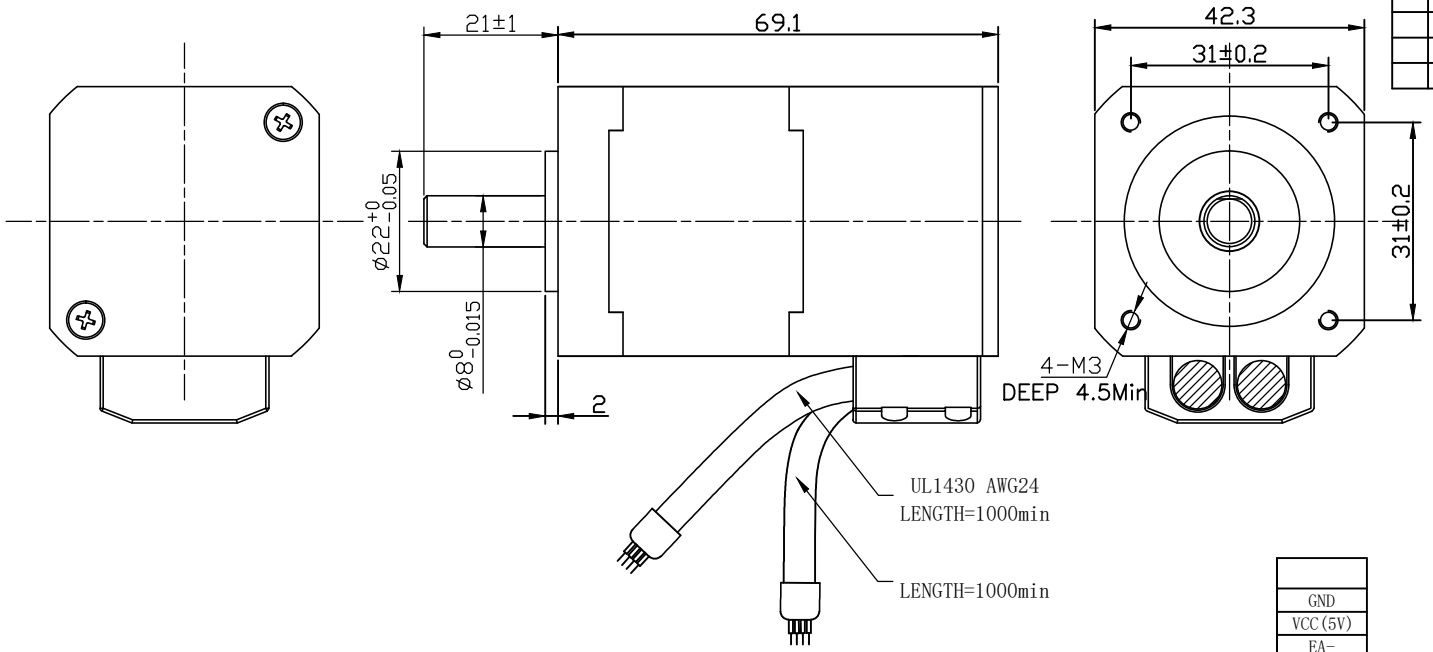

GND
VCC(5V)
EA-
EA+
EB-
EB+

Wiring Diagram

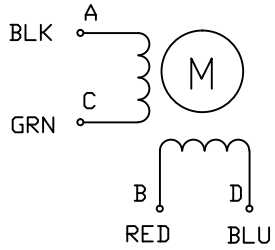

Exciting Sequence

CCW DIRECTION	STEP	A	C	B	D
⇩	1	+		+	
	2		+	+	
	3		+		+
	4	+			+
	1	+		+	

CCW,see from flange side

SPECIFICATION

STEP ANGLE	1.8°/full step
STEP ANGLE ACCURACY	±5%
NUMBER OF PHASE	2
RATED VOLTAGE	1.83 VDC
RATED CURRENT	3 A
RESISTANCE/PHASE	0.61±10% ohms@20°C
INDUCTANCE/PHASE	0.87±20% mH@1kHz
HOLDING TORQUE	4400 g.cm
PULL OUT TORQUE	N.cm@ RPM
BACK EMF	V @300RPM
DETENT TORQUE	N.cm
ROTOR INERTIA	73 g.cm ²
WEIGHT	370 g
TEMPERATURE RISE	Less than 80K
SOURCE VOLTAGE	24 VDC
INSULATION CLASS	B 130°C
DIELECTRIC STRENGTH	500VAC 1MIN
INSULATION RESISITANCE	100MOhm @500VDC
IP CODE	IP30
OPERATION AMBIENT	Ambient temperature:-25...+40°C,humidity Max. 85%(No condensation)
STORAGE AMBIENT	Ambient temperature:-10...+35°C,humidity Max. 85%(No condensation)

PERMISSIBLE RADIAL+AXIAL FORCE

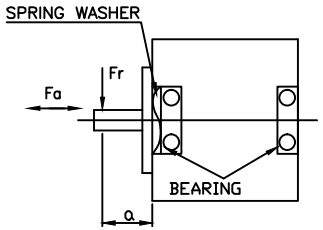

AXIAL-FORCE	Fa=10 N Max.
DISTANCE	a=20 mm
RADIAL-FORCE	Fr=28 N Max.
SHAFT RADIAL PLAY	0.02mm Max. @4N
SHAFT AXIAL PLAY	0.08mm Max. @4N

UNLESS OTHERWISE SPECIFIED
TOLERANCES:
DECIMALS: ANGULAR:
.X
.XX
.XXX
UNIT: mm
DO NOT SCALE DRAWING

MATERIAL | CONTR. | DESIGN | DATE | CHECK | APPD

FIRST ANGLE PROJECTION

SCALE NTS
SHEET OF

P/N.
TITLE Specifications
USED ON
DWG NO. REV

MST174A403Z0E23.0Q