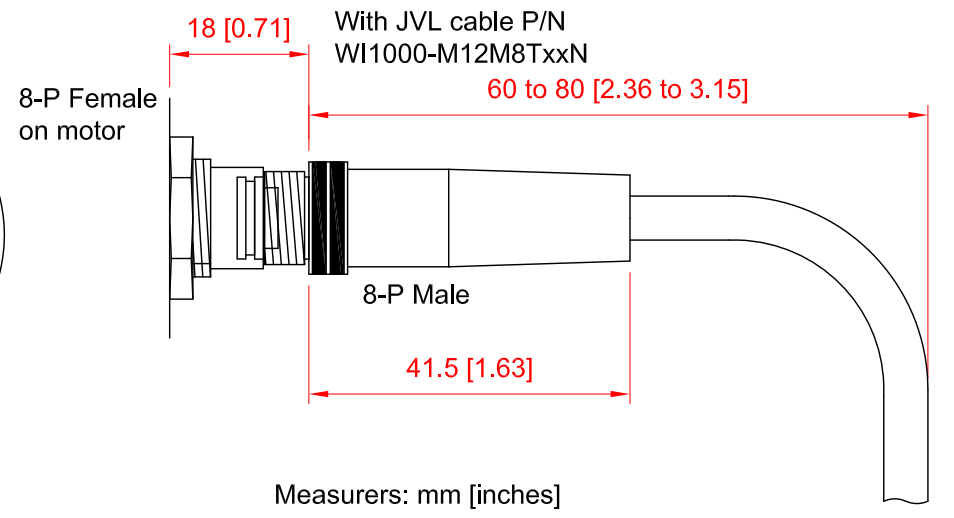
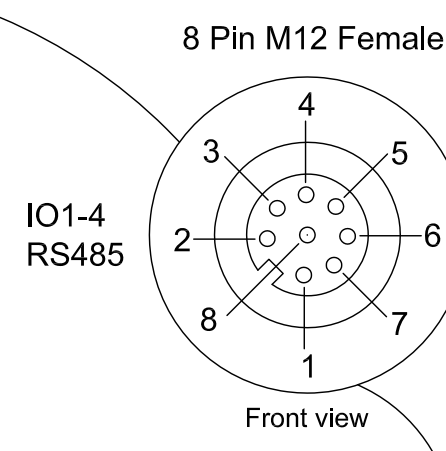
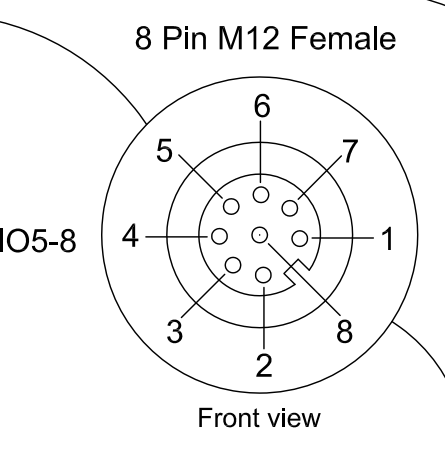
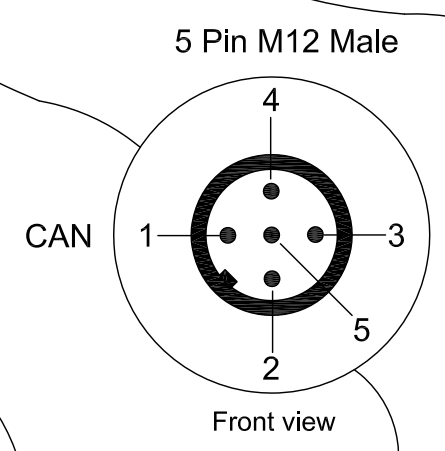
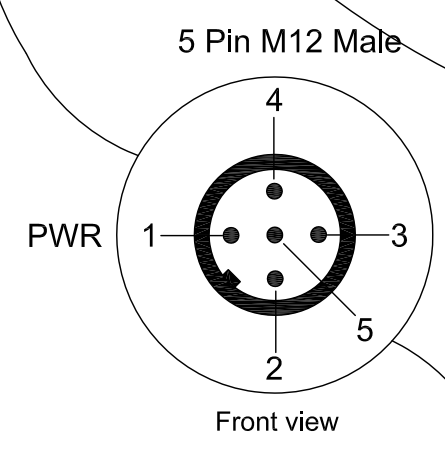
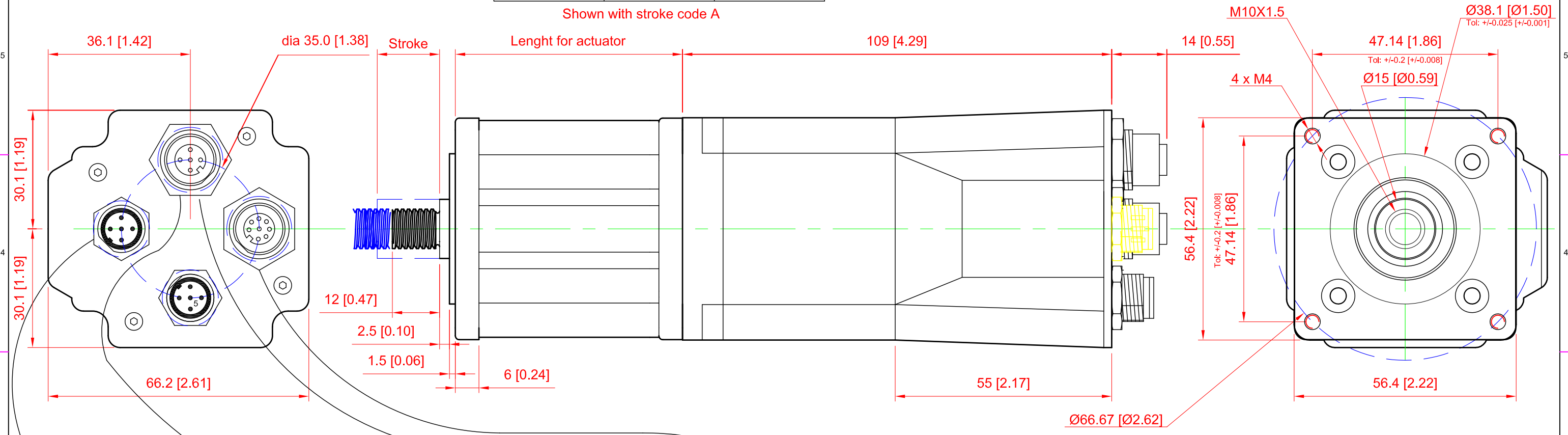


Ref. No.	Revision	Date	Sign.
1.0	Release	050914	PCR

Stroke code [z]	Stroke mm [inch]	Length actuator mm [inch]
A	12.7 [0.5]	57.7 [2.271]
B	19.05 [0.75]	64.05 [2.521]
C	25.4 [1.0]	70.4 [2.772]
D	31.80 [1.25]	76.80 [3.024]
E	38.10 [1.50]	83.10 [3.272]
F	50.80 [2.0]	95.80 [3.772]
G	63.50 [2.5]	108.50 [4.272]

Shown with stroke code A



M12 5 pin male	Color (note 1)	Description PWR	Description CAN
1	Brown	P+ (12-48 VDC)	CAN_SHLD
2	White	P+ (12-48 VDC)	CAN_V+
3	Blue	P-	CAN_GND
4	Black	CVI (12-28 VDC)	CAN_H
5	Grey	P-	CAN_L

Note 1: Cable colours when JVL cable type WI1000-M12M5TxxN is used

M12 8 pin Female	Color (note 1)	Description IO5-8
1	White	IO5
2	Brown	IO6
3	Green	IO7
4	Yellow	GND IO-
5	Grey	-
6	Pink	-
7	Blue	IO8
8	Red	CVO (out)

Note 1: Cable colours when JVL cable type WI1000-M12F8TxxN is used

	Color (note 1)	Description IO1-4 RS485
	White	IO1
	Brown	IO2
	Green	IO3
	Yellow	GND IO-
	Grey	B+ (RS485)
	Pink	A- (RS485)
	Blue	IO4
	Red	CVO (out)

Note 1: Cable colours when JVL cable type WI1000-M12F8TxxN is used

Measurers: mm [inches]

Scale	1 : 1		JVL Industri Elektronik A/S. Integration in Motion Blokken 42 DK-3460 Birkerød, Denmark Phone: +45 45 82 44 40 Fax: +45 45 82 55 50 E-mail: jvl@jvl.dk http://www.jvl.dk	Draw No. LT0321-10GB
Scale	A3			
Drawn by	PCR	Integrated step motor with linear actuator. MIL232xCx-M6xxxz		
Date	050914			
Checked	-			
Approved	-			

Draw No. LT0321-10GB