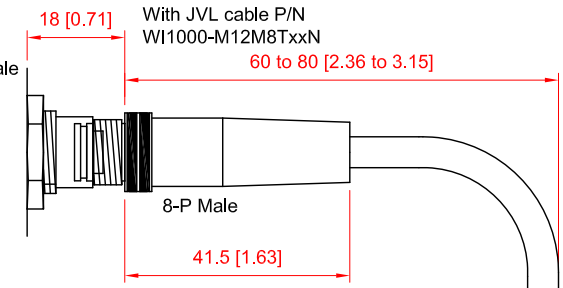
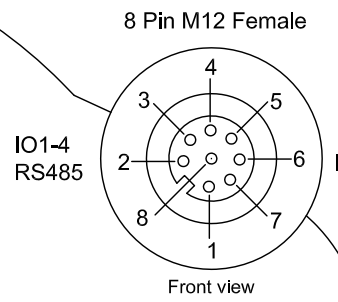
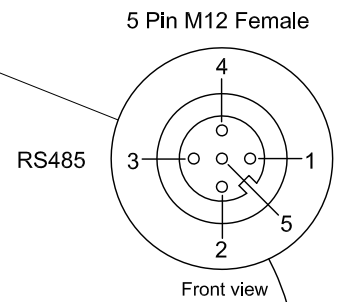
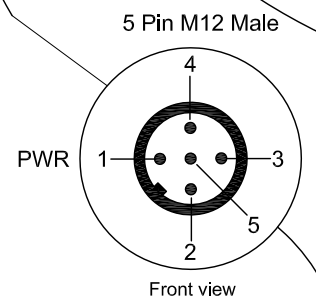
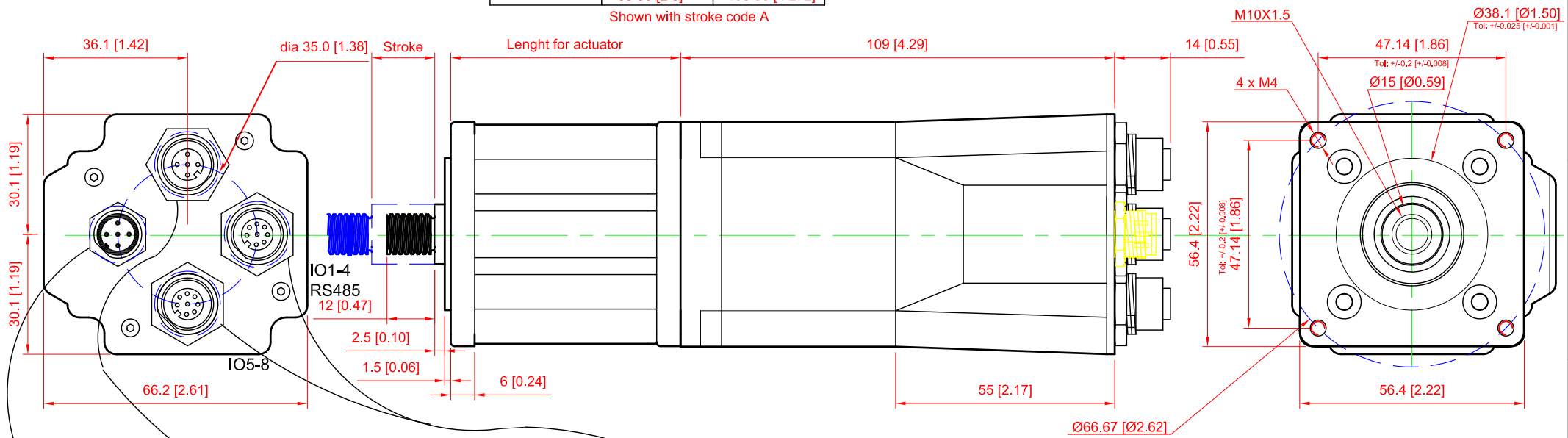


Ref. No.	Revision	Date	Sign.
1.0	Release	050914	PCR

Stroke code [z]	Stroke mm [inch]	Lenght actuator mm [inch]
A	12.7 [0.5]	57.7 [2.271]
B	19.05 [0.75]	64.05 [2.521]
C	25.4 [1.0]	70.4 [2.772]
D	31.80 [1.25]	76.80 [3.024]
E	38.10 [1.50]	83.10 [3.272]
F	50.80 [2.0]	95.80 [3.772]
G	63.50 [2.5]	108.50 [4.272]

Shown with stroke code A



M12 5 pin male	Color (note 1)	Description PWR
1	Brown	P+ (12-48 VDC)
2	White	P+ (12-48 VDC)
3	Blue	P-
4	Black	CVI (12-28 VDC)
5	Grey	P-

M12 5 pin female	Color (note 1)	Description RS485
1	Brown	B+ (RS485)
2	White	A- (RS485)
3	Blue	B+ (RS485)
4	Black	A- (RS485)
5	Grey	GND

M12 8 pin Female	Color (note 1)	Description IO1-4 RS485	Description IO5-8
1	White	IO1	IO5
2	Brown	IO2	IO6
3	Green	IO3	IO7
4	Yellow	GND IO-	GND IO-
5	Grey	B+ (RS485)	-
6	Pink	A- (RS485)	-
7	Blue	IO4	IO8
8	Red	CVO (out)	CVO (out)

Note 1: Cable colours when JVL cable type WI1000-M12F8TxxN is used

Measurers: mm [inches]

Scale 1 : 1 A3	 Industri Elektronik	JVL Industri Elektronik A/S <i>Integration in Motion</i> Blokken 42 DK-3460 Bjerringø, Denmark Phone: +45 45 82 44 40 Fax: +45 45 82 55 50 E-mail: M@jvl.dk http://www.jvl.dk	Draw No. LT0322-10GB
Drawn by PCR	Date 050914	Integrated step motor with linear actuator.	
Checked -	Approved -	MIL232Cx-M5xxxz	
Draw No. LT0322-10GB			