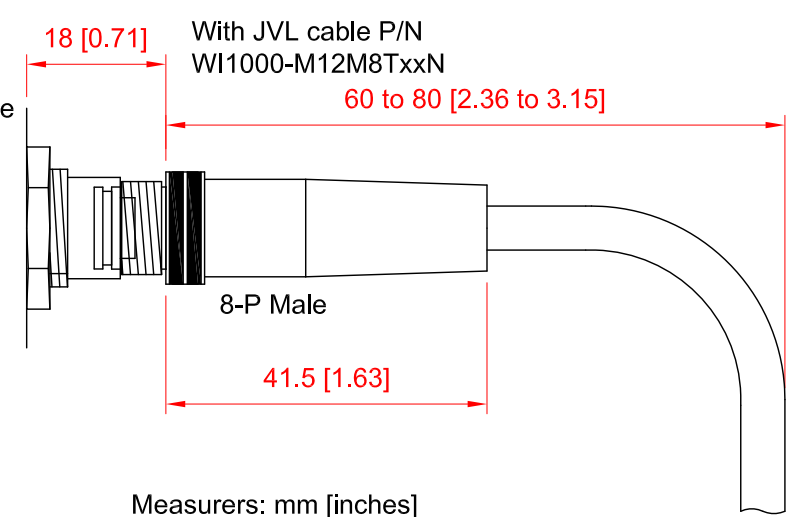
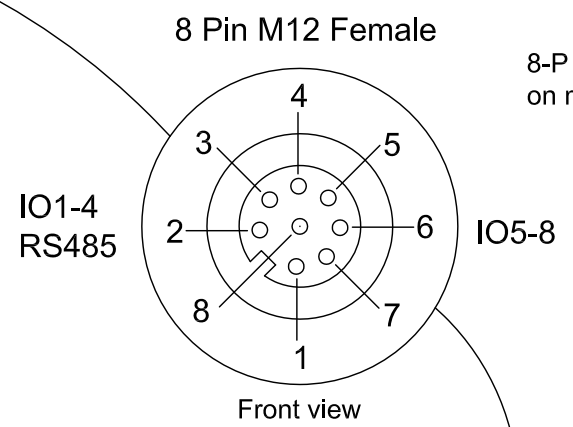
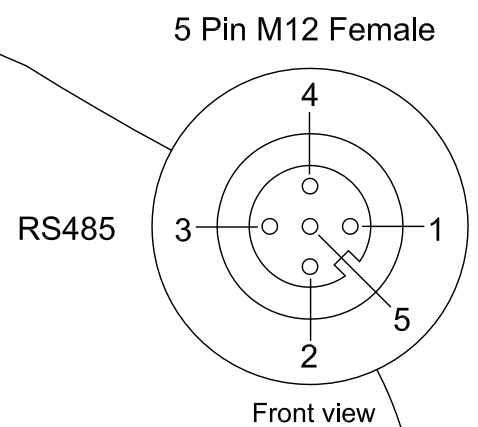
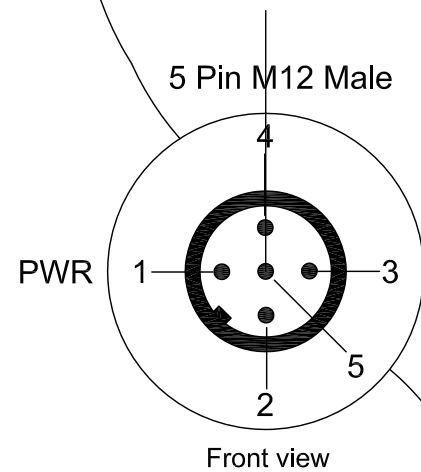
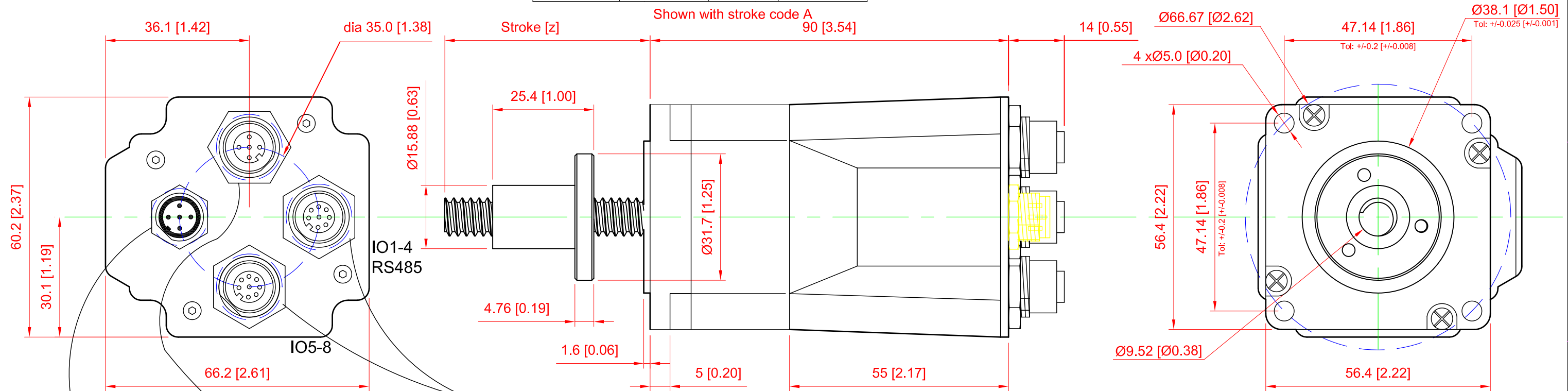


Stroke code [z]	Stroke mm [inch]	Stroke code [z]	Stroke mm [inch]
A	50 [1.968]	I	350 [13.779]
B	75 [2.952]	J	400 [15.748]
C	100 [3.937]	K	500 [19.685]
D	125 [4.921]	L	600 [23.622]
E	150 [5.905]	M	700 [27.559]
F	200 [7.874]	N	800 [31.496]
G	250 [9.842]	O	900 [35.433]
H	300 [11.811]	P	1000 [39.370]



M12 5 pin male	Color (note 1)	Description
1	Brown	P+ (12-48 VDC)
2	White	P+ (12-48 VDC)
3	Blue	P-
4	Black	CVI (12-28 VDC)
5	Grey	P-

M12 5 pin female	Color (note 1)	Description
1	Brown	B+ (RS485)
2	White	A- (RS485)
3	Blue	B+ (RS485)
4	Black	A- (RS485)
5	Grey	GND

M12 8 pin Female	Color (note 1)	Description	Description
1	White	IO1	IO5
2	Brown	IO2	IO6
3	Green	IO3	IO7
4	Yellow	GND IO-	GND IO-
5	Grey	B+ (RS485)	-
6	Pink	A- (RS485)	-
7	Blue	IO4	IO8
8	Red	CVO (out)	CVO (out)

Note 1: Cable colours when JVL cable type WI1000-M12M5TxxN is used

Note 1: Cable colours when JVL cable type WI1000-M12F5TxxN is used

Note 1: Cable colours when JVL cable type WI1000-M12F8TxxN is used

Measurers: mm [inches]

Scale	 <b>Industri Elektronik</b>	<b>JVL Industri Elektronik A/S.</b> <i>Integration in Motion</i>	
1 : 1		Blokken 42 DK-3460 Blirkerød, Denmark Phone: +45 45 82 44 40 Fax: +45 45 82 55 50 E-mail: jvl@jvl.dk http://www.jvl.dk	
A3			
Drawn by	PCR	<b>Integrated step motor with linear actuator.</b>	
Date	050914	<b>MIL231xEx-M5xxxz</b>	
Checked	-		
Approved	-		
		Draw No.	<b>LT0318-10GB</b>

Draw No. **LT0318-10GB**