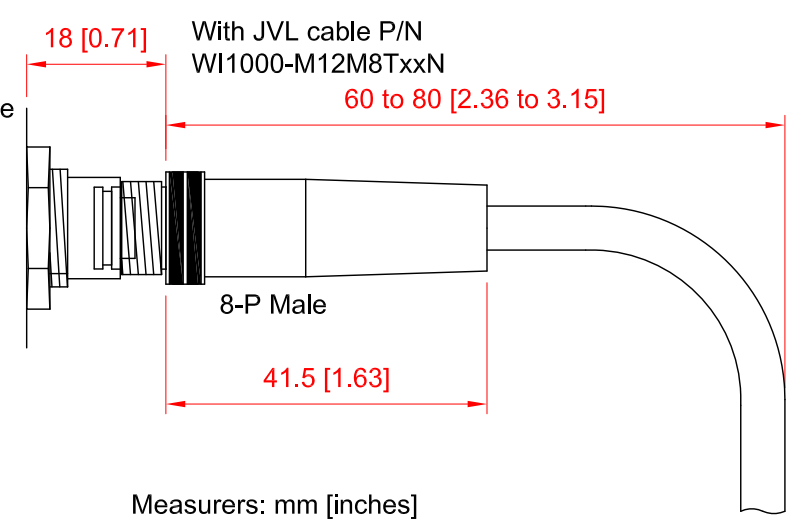
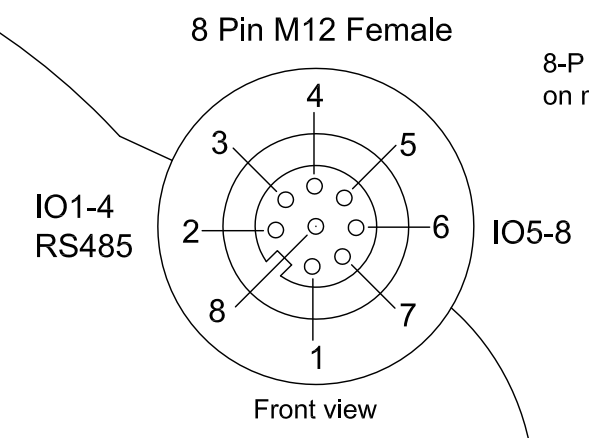
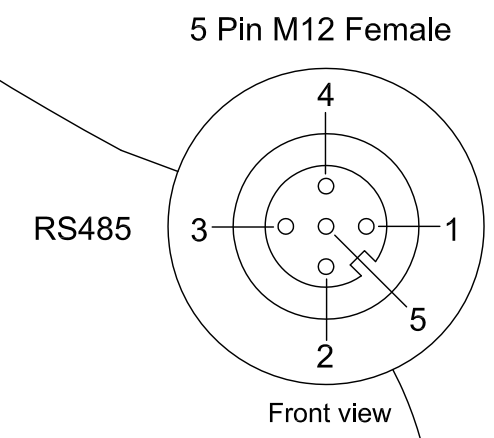
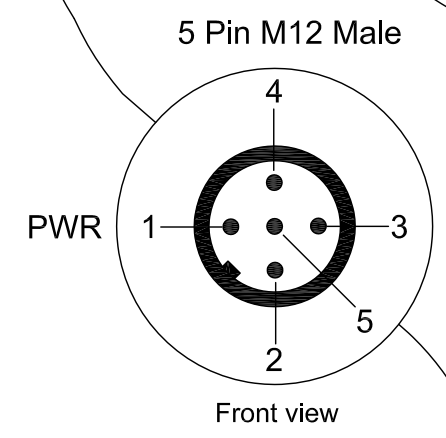
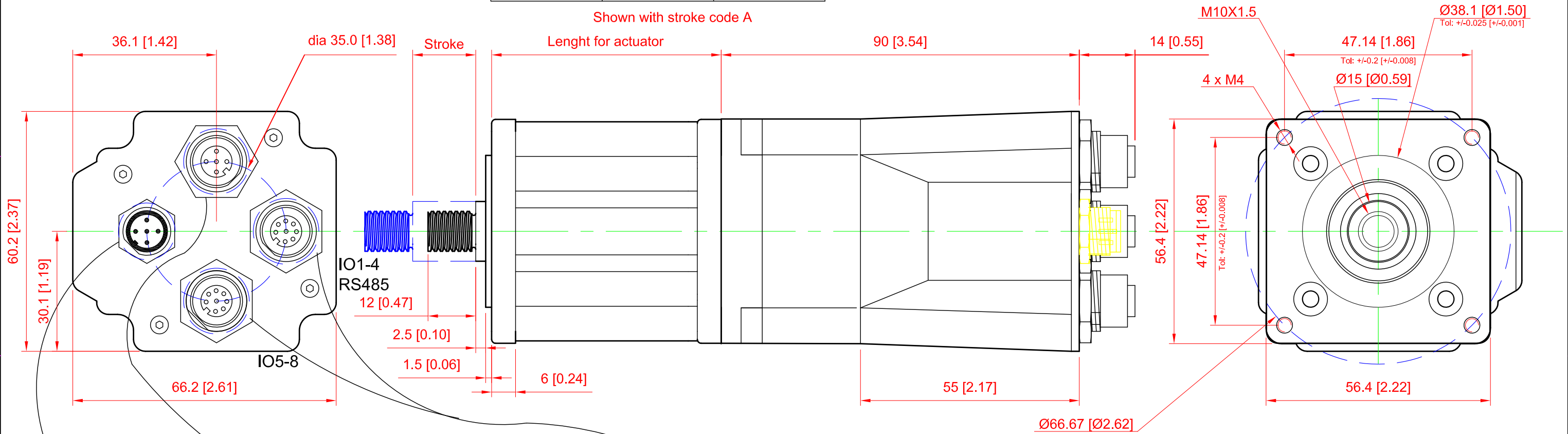


Ref. No.	Revision	Date	Sign.
1.0	Release	050914	PCR

Stroke code [z]	Stroke mm [inch]	Lenght actuator mm [inch]
A	12.7 [0.5]	57.7 [2.271]
B	19.05 [0.75]	64.05 [2.521]
C	25.4 [1.0]	70.4 [2.772]
D	31.80 [1.25]	76.80 [3.024]
E	38.10 [1.50]	83.10 [3.272]
F	50.80 [2.0]	95.80 [3.772]
G	63.50 [2.5]	108.50 [4.272]

Shown with stroke code A



Measurers: mm [inches]

M12 5 pin male	Color (note 1)	Description
1	Brown	P+ (12-48 VDC)
2	White	P- (12-48 VDC)
3	Blue	P-
4	Black	CVI (12-28 VDC)
5	Grey	P-

Note 1: Cable colours when JVL cable type WI1000-M12M5TxxN is used

M12 5 pin female	Color (note 1)	Description
1	Brown	B+ (RS485)
2	White	A- (RS485)
3	Blue	B+ (RS485)
4	Black	A- (RS485)
5	Grey	GND

Note 1: Cable colours when JVL cable type WI1000-M12F5TxxN is used

M12 8 pin Female	Color (note 1)	Description	Description
1	White	IO1	IO5
2	Brown	IO2	IO6
3	Green	IO3	IO7
4	Yellow	GND IO-	GND IO-
5	Grey	B+ (RS485)	-
6	Pink	A- (RS485)	-
7	Blue	IO4	IO8
8	Red	CVO (out)	CVO (out)

Note 1: Cable colours when JVL cable type WI1000-M12F8TxxN is used

Scale	1 : 1	<p>JVL Industri Elektronik A/S. Integration in Motion</p>	<p>Blokken 42 DK-3460 Blirkerød, Denmark Phone: +45 45 82 44 40 Fax: +45 45 82 55 50 E-mail: jvl@jvl.dk http://www.jvl.dk</p>
Scale	A3		
Drawn by	PCR	Integrated step motor with linear actuator.	
Date	050914	MIL231xCx-M5xxxz	
Checked	-	Draw No. LT0320-10GB	
Approved	-		

Draw No. LT0320-10GB