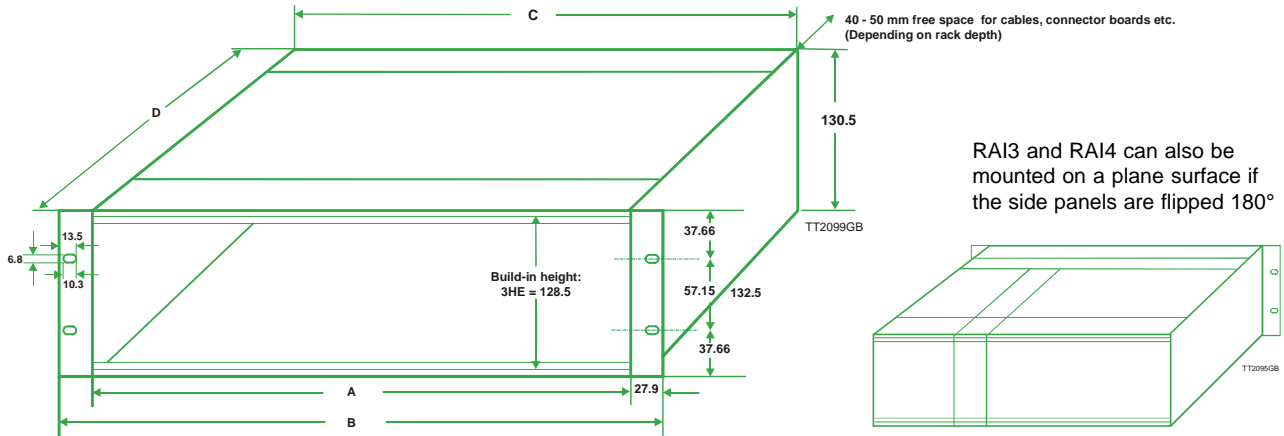




## Dimensions of various racks, cabinets, etc.

### 19" Rack-insets



Height and depth units (HE and TE) in accordance with DIN 41494, part 5.

Order Number.	Rack-insets	Build-in depth (mm)	Build-in height (128.5 mm)	Build-in width (A)	A	B	C	D	Top plate with holes	Top plate without holes	PCB slot 160mm	PCB lock
RAI1	1/1 19" Rack-inset	160	3HE	84TE	426.72	482.6	444	183.8			MM0002	MM0003
RAI2	1/2 19" Rack-inset	160	3HE	42TE	213.36	269.2	230	183.8			MM0002	MM0003
RAI3	1/1 19" Rack-inset	220	3HE	84TE	426.72	482.6	444	243.8	MM0006	MM0007	MM0002	MM0003
RAI4	1/2 19" Rack-inset	220	3HE	42TE	213.36	269.2	230	243.8	MM0004	MM0005	MM0002	MM0003

### Front Panels

#### Blind plates

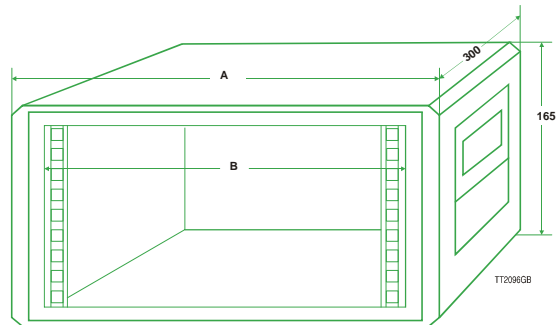
Black anodised alu-cover panels with 4 screws for mounting in 19" rack-insets.

Order No.	Width-units	Height-units	Width in mm
MF8060	1TE	3HE	4.7
MF8070	3TE	3HE	14.9
MF8120	4TE	3HE	20.0
MF8130	5TE	3HE	25.1
MF8020	7TE	3HE	35.2
MF8080	10TE	3HE	50.5
MF8030	14TE	3HE	70.8
MF8040	21TE	3HE	106.4
MF8050	28TE	3HE	141.9
MF8090	42TE	3HE	213.0
MF8110	64TE	3HE	324.8
MF8110	84TE	3HE	426.4

#### Complete Front Panels

Front panels for step motor drivers on Eurocards. Complete front panels with mounting brackets, handles, screws and model labels.

Order Number.	Fits JVL Type no.	Width-units	Height-units	Width in mm
MF0100	SMD15B1	10TE	3HE	50.5
MF0200	SMD10B1	10TE	3HE	50.5
MF0300	SMD10A1	10TE	3HE	50.5
MF0300	SMD10A2	10TE	3HE	50.5

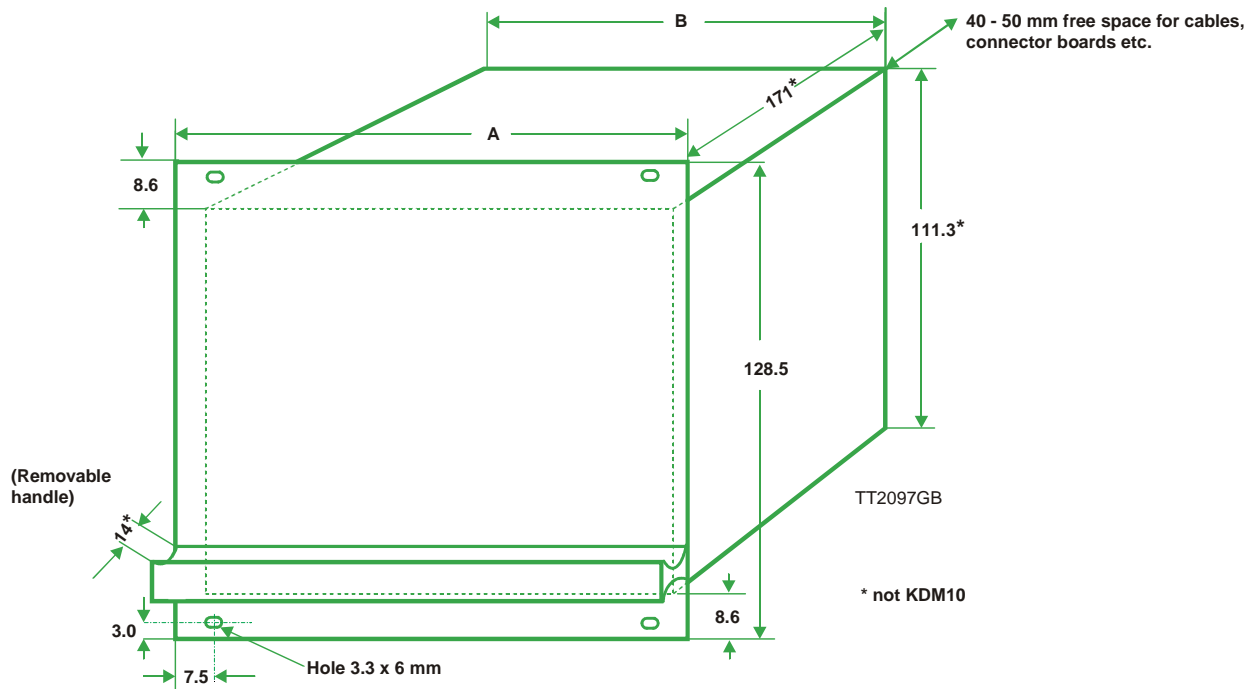


Order No:	Fits	A	B
RAC2	1/2 19" Rack inset	320	269.2
RAC1	1/1 19" Rack inset	535	482.6

### Table Cabinets for rack

Rack table cabinets are available in 2 sizes corresponding to 1/1 and 1/2 19" rack inserts of 220 mm depth. The rack-cabinets are equipped with a carrying handle and feet and are deep enough to provide space at the rear for cables, connector boards, etc. The large sized cabinet has ventilation holes.

# Cabinets

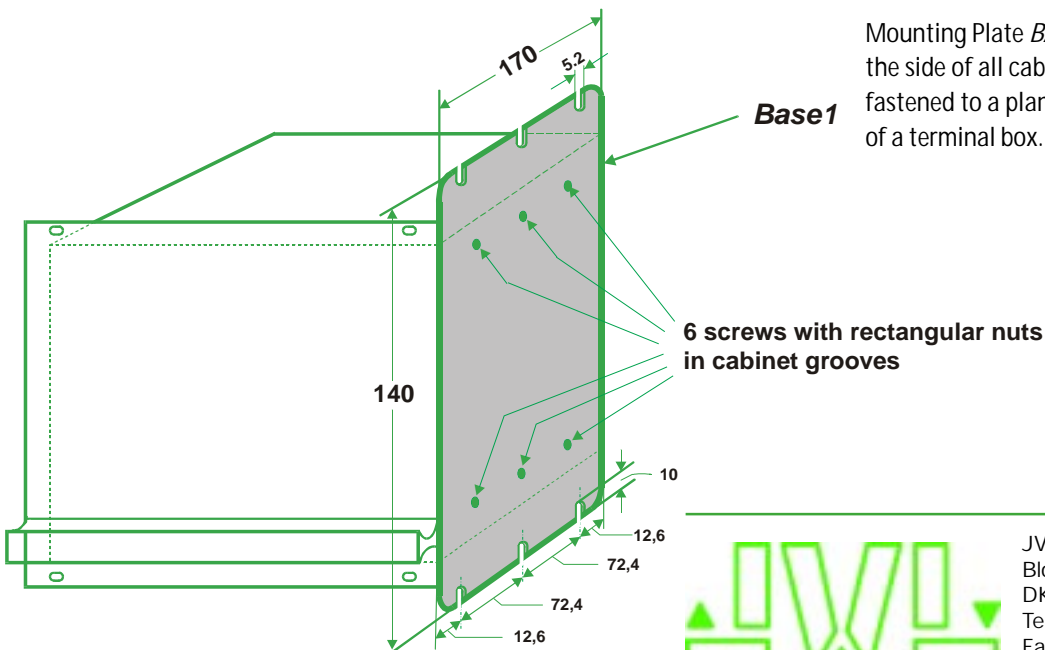


\* not KDM10

Cabinet width	Cabinet height	A	B	Used in type number
10TE	3HE	50.5	46.9	DMC10. AMC10B. SMC17
16TE	3HE	81.1	70.8	AMC10C,12C
21TE	3HE	106.4	103	SMD10A3,A4,B3,B4. SMD15B3,B4. SMC24A,B. SMC26A,B. AMC11B,12B. PSU40,80,150
24TE	3HE	121.5	-	KDM10D
28TE	3HE	141.9	138.0	SMD30C3,C4. SMD11A4,B3,B4

Height and depth units in accordance with DIN 41 494, part 5.

## Mounting Plate



Mounting Plate *BASE1* can be mounted onto the side of all cabinets so they can be fastened to a plane surface, e.g. on the side of a terminal box.



JVL Industri Elektronik A/S  
 Blokken 42  
 DK-3460 Birkerød, Denmark  
 Tel: +45 4582 4440  
 Fax: +45 4582 5550  
 E-mail: jvl@jvl.dk www.jvl.dk